

HOW TO ACCESS EPLEDGE FROM THE DROP-DOWN MENU



United Way
of Greater Greensboro

Thank you for making a pledge to support the work of United Way! This tutorial explains how to access ePledge from the drop-down menu.

How to Access ePledge

Visit <https://uwgso.upicsolutions.org/uwgso/give>

Learn about United Way of Greater Greensboro's car giveaway and watch our newest video to learn about the impact your gift will make in the community!

When you are ready to pledge, select your employer from the drop-down menu.



YOUR SUPPORT WILL HELP LOCAL CHILDREN, ADULTS AND FAMILIES!

Watch the video above to see how your investment equips and empowers people to leave poverty!

Please select the organization you are employed with to begin:

Once selected, you will be taken to a page with a profile screen. Enter your work email address. The system will search for you in United Way's database.

User Create Account

Work Email

Name Prefix: *First: Middle: *Last: Suffix:

User ID:

Password:

Re-enter Password:

Home address Address Line 1:
Address Line 2:
City: State: ZIP/Postal Code:

Home Phone Number Area: Number:

Items marked with an asterisk (*) are required

Verification code



Enter code

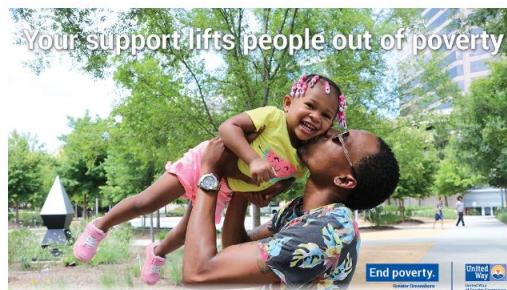
Create Account

Clear Form

Signoff

If the system cannot find you, the profile screen will remain visible. Enter your profile information create a User ID and Password, enter the verification code, and click "Create account".

- You will be entered into the pledge system. Click "Get Started" to begin making your pledge




Want to win a car? Offer to United Way of Greater Charlotte that help us end poverty earn you chances to win a 2021 Toyota Camry Car giveaway rules: www.unitedwaygoc.org/car	\$100 1 entry to win car	\$200 2 entries to win car	\$300 3 entries to win car	\$1,000+ 4 entries to win car
---	-----------------------------	-------------------------------	-------------------------------	----------------------------------

Get Started

If the system does find you, the screen will remove the profile information. Enter the verification code on your screen and select "Create Account".

User Create Account

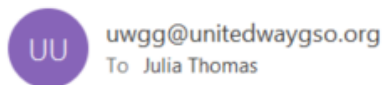
Work Email

Verification code


Enter code

You will be emailed a link to log you into your personal pledge page. Click "Confirm".

[EXTERNAL]Registration Confirmation



Hello Julia Thomas,

If this is you, and you have just registered online, please confirm by clicking [Confirm](#).

If this is not you, please click [Register](#) to complete your registration.

If you have not registered online and are not expecting this email, please reply to this email to let us know.

Thank you.

You will return to the pledge system. Click "Get Started" to confirm your profile information.



Your support lifts people out of poverty

End poverty. 

Want to win a car? Gifts to United Way of Greater Greensboro that help us end poverty earn you chances to win a 2021 Toyota Camry! Car giveaway rules: www.UnitedWayGSO.org/Car

\$100	\$200	\$300	\$1,000+
1 entry to win car	2 entries to win car	3 entries to win car	4 entries to win car

Updating Your Profile

Before you begin your pledge, ensure your profile information is complete and correct. Update your profile accordingly.

If you're interested in being entered in the Car Giveaway, don't forget to update your personal email address!

Once updated, scroll to the bottom, click Save My Profile. The screen will refresh. Click Next to begin your pledge.

Profile

*Name	Prefix	First	Middle	Last	Suffix
	<input type="text"/>	<input type="text" value="Epledge"/>	<input type="text" value="Donor1"/>	<input type="text" value="Demo"/>	<input type="text"/>
Work Email	<input type="text" value="phyllis.brown@unitedwaygso.org"/>				
<input checked="" type="radio"/> Preferred					
Personal Email	<input type="text"/>				
<input type="radio"/> Preferred					
*Main Address -Street	*Address Line 1				
	<input type="text" value="1500 Yanceyville St"/>				
	Address Line 2				
	<input type="text"/>				
	*City	*State	*Zip Code		
	<input type="text" value="Greensboro"/>	<input type="text" value="North Carolina"/>	<input type="text" value="27405"/>		
	*Country				
	<input type="text" value="United States of America"/>				
Employer	epledge demo for RD				
Employee ID	<input type="text" value="UNKNOWN"/>				
User ID	<input type="text" value="edonor"/>				
Password	<input type="password" value="*****"/>				

Items marked with an asterisk (*) are required

ATTENTION: Save your profile updates and click next to begin your pledge

Main Menu and Making a Pledge

You are now ready to make your pledge. You should see a screen that shows your Pledge Options and your employer's logo in the top right corner.




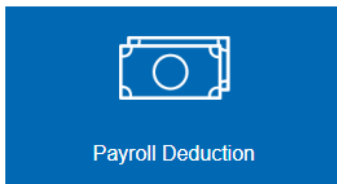


Home My Profile My History Pledge Now Unsubscribe Signoff

Hello Epledge,

Thank you for supporting your community's movement to END poverty. Completing your pledge will only take a few minutes.

If you would like to stop receiving ePledge related emails for the 2019 campaign, click "Unsubscribe" from menu options at the top of the page.



Next

Cancel

For a tutorial on how to submit a pledge, [click here](#).